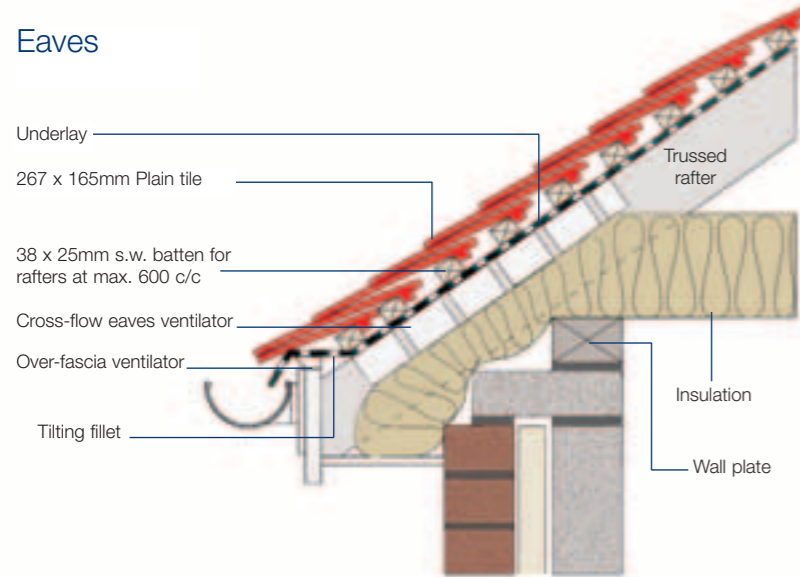


# Typical Details

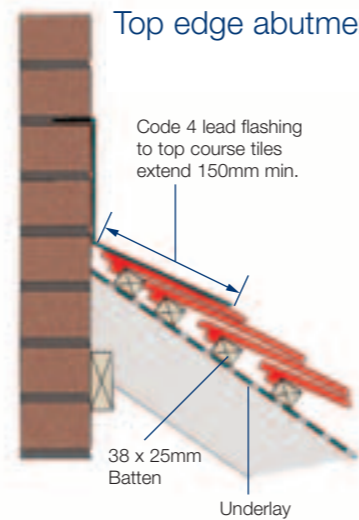


# Plain Tile

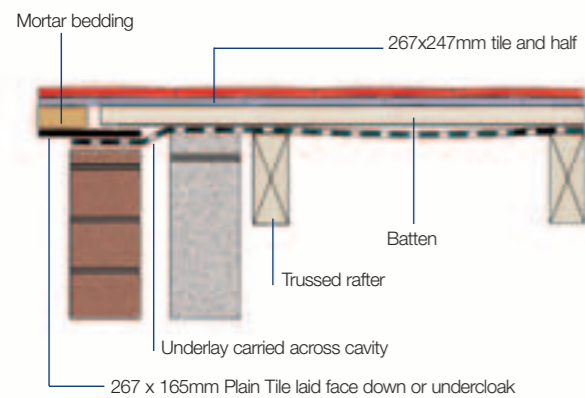
## Eaves



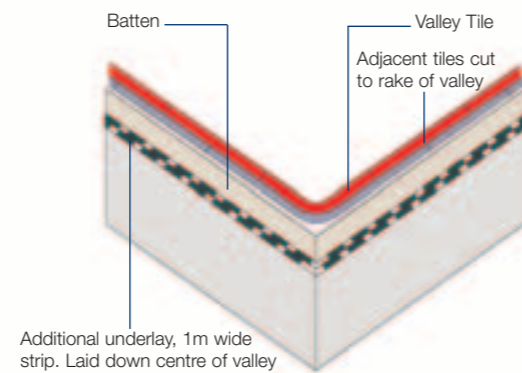
## Top edge abutment



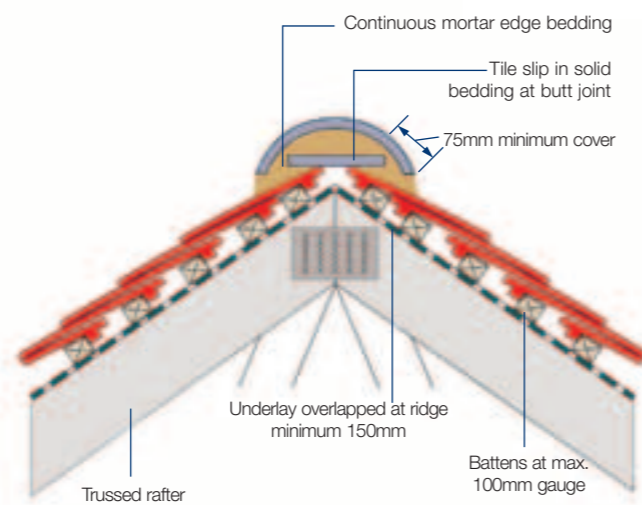
## Verge



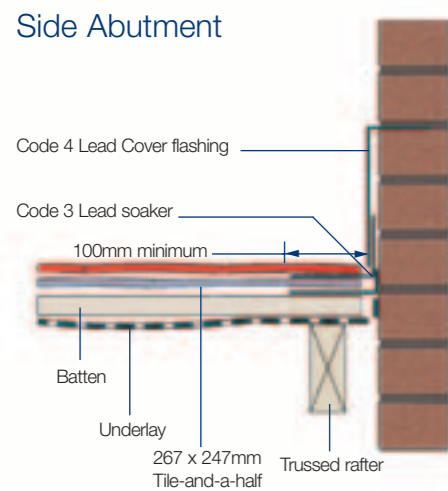
## Tiled Valley



## Ridge (Bedded)



## Side Abutment




The Russell Plain Tile has the appearance of a traditional clay tile but the strength and economy of a concrete tile. It is available in ten smooth finish colours and four Heritage Range colours. A two tone granular option is also available.

### Features and Benefits

- Traditional size cross cambered double lap tile.
- Allows for flexibility in roof design.
- Provide the appearance of clay tiles.
- Ideal for both pitched and vertical roofing

### Tile Specification



The vertical surface is to be covered with Russell Plain Tiles laid to a maximum gauge of 115mm. Each tile must be twice nailed using 38 x 2.65mm aluminium alloy nails as per fixing specification.



# Plain Tile

# Technical Data

Technical Data	
Compliance	Manufactured in accordance with the requirements of BS EN 490 "Concrete Roof Tiles and Fittings-Product Specifications" and BS EN 491 "Concrete Roof Tiles and Fittings-Test Methods"
Manufacture	Produced by high pressure extrusion and compaction
Fire	Non-combustible when tested to BS476: Part 3:1975 (spread of flame and fire penetration). SAA Classification
Guarantee	Tiles are guaranteed for a period of 60 years from the date of supply (subject to the normal terms of guarantee)
Maximum Pitch	90° (Subject to fixing specification)
Minimum Pitch	35°
Headlap (minimum)	65mm
Gauge (maximum)	100mm
Covering Width	165mm
Covering Capacity (net)	100mm Gauge - 60 Tiles/m <sup>2</sup> 95mm Gauge - 64 Tiles/m <sup>2</sup> 90mm Gauge - 68 Tiles/m <sup>2</sup>
Weight of Tiling	100mm Gauge - 78kg/m <sup>2</sup> (approx) 95mm Gauge - 83kg/m <sup>2</sup> (approx) 90mm Gauge - 88kg/m <sup>2</sup> (approx)
Weight per 1000 Tiles	1.3 tonnes (approx)
Batten Size - minimum (for rafters not exceeding 600mm c/c nailed to BS5534)	38x25mm
Battens required	100mm Gauge - 10.0m per m <sup>2</sup> 95mm Gauge - 10.5m per m <sup>2</sup> 90mm Gauge - 11.3m per m <sup>2</sup>
Top Course	Single course of eaves/tops tiles
Ridge	Half Round Feature Ridge Tiles or Finials, either mortar bedded or Dry Ridge System (ventilated or unventilated) Security Ridge Gas vent Ridge Terminal Soil/Vent Pipe Ridge Terminal
Eave	Eaves/tops tile undercourse
Verge	Tile and a half in alternate courses or cloak verge in alternate courses
Undercloak	150mm wide fibre reinforced cement strip or plain tile to provide 38-50mm overhang
Hips	Bonnet Hip Tiles (35° -50°), Arris Hip Tiles (35° -40°) or Third Round Ridge Tiles
Valleys	Purpose made Valley Tiles (35° -50°) or Open Metal Valley or GRP
Abutments	Cover flashing with Lead Soaker or Russell Abutment vent system
Nails for Tiles	38mm x 2.65mm Aluminium Alloy Nails

NO. OF TILES AT 100mm GAUGE			
Metres (sq)	No. of Tiles	Metres (sq)	No. of Tiles
1	60	23	1,380
2	120	24	1,440
3	180	25	1,500
4	240	30	1,800
5	300	40	2,400
6	360	50	3,000
7	420	60	3,600
8	480	70	4,200
9	540	80	4,800
10	600	90	5,400
11	660	100	6,000
12	720	200	12,000
13	780	300	18,000
14	840	400	24,000
15	900	500	30,000
16	960	600	36,000
17	1,020	700	42,000
18	1,080	800	48,000
19	1,140	900	54,000
20	1,200	1000	60,000
22	1,320		

All figures are net - wastage to be added



**Fixing Note:** We recommend that our customers complete a fixing specification form for the roof. The Russell service is free of charge and provides specification that complies with BS.5534. It ensures that all topographical features are accounted for and removes the potential for roof failure. For information go to: [www.cemex.co.uk](http://www.cemex.co.uk) and click on Russell Please see additional literature for corresponding handfittings and DryFix

Recommended Specifications	
Underlay	<ul style="list-style-type: none"> <li>Roofing underlay to BS.5534 to be laid over rafters or rigid sarking lapped horizontally and vertically to manufacturers recommendation and to be carried well into the gutters and secured with clout nails</li> <li>Water traps behind fascia should be avoided by provision of a proprietary underlay support or continuous tilting fillet</li> </ul>
Battens	<ul style="list-style-type: none"> <li>Approved quality softwood tiling battens to be laid maximum gauge 318mm secured to rafters with galvanised wire nails</li> <li>To be at least 1.2m in length and fixed at each rafter with minimum one nail</li> <li>To be butt jointed over rafters</li> <li>No more than one batten in four to be jointed over each rafter</li> <li>All ends must be sawn</li> </ul>
Eaves	Eaves Tiles to be laid broken bonded under the first course of tiling to form a double course. All tiles are to be twice nailed.
Abutments	Where tiling meets an abutment, tile and half tile are to be laid to alternate courses. Lead soakers provided by the plumber are to be fitted to each course in accordance with L.S.A. guidelines
Valleys	<ul style="list-style-type: none"> <li>To be formed with a lead lining fully supported by valley boards with adjacent</li> <li>Tiling to be cut neatly and bedded onto undercloak leaving a clear channel of not less than 150mm in accordance with L.S.A. guidelines</li> </ul>
Mortar	All bedding mortar is to consist of 3 parts sharp sand to 1 part Portland Cement or any mix that meets BS. 5534 and should be struck off to give a smooth face.
Hips	<ul style="list-style-type: none"> <li>Hips are to be covered with Russell Bonnet or Arris Hip Tiles. Nailed with one aluminium alloy nail and bedded onto the hip tile below and neatly pointed.</li> <li>Hips are to be covered with Russell Third Round Ridge Tiles. Egde bed onto the tiles with solid bedding at butt joints. A galvanised hip iron is to be fitted at the foot of each hip as support.</li> </ul>
Verges	<ul style="list-style-type: none"> <li>Verges are to be formed with full tiles and tile and a half in alternate courses, and bedded onto a 150mm wide fibre reinforced strip allowing an overhang of approximately 38-50mm over the brickwork gable or bargeboard.</li> <li>Cloak Verge Plain Tiles left hand and right hand twice nailed fixed to each alternate course. Overhang maximum 50mm over the brickwork gable or bargeboard. Where the distance from the inside face of the unit to the wall exceeds 12mm then a soffit closure strip is required to prevent the ingress of birds and vermin.</li> </ul>
Ridge	<ul style="list-style-type: none"> <li>The ridge is to be covered with Russell Half Round Ridge Tiles Edge bedded onto the tiles with solid bedding at butt joints, 75mm min. cover over tops course. Provision should be made for mechanical fixing of two security ridge tiles, at each gable and party wall or abutment.</li> <li>Dry Ridge - Russell Ventilated and Unventilated* fitted in accordance with instructions. The Russell Dry Ventilated Ridge System provides the free area equivalent of a continuous 5mm gap to meet the requirements of the Building Regulations BS 5250</li> </ul>