




The Double Roman is a standard profiled roof tile with a small round roll. This classic design lends itself to both traditional and contemporary architectural styles.

Features and Benefits



A timeless roman classical profiled double pan tile.

Suitable for any architectural style.

Tile Specification

The roof is to be covered with 418mm x 330mm Russell Tiles laid straight bonded to a gauge of 343mm with a headlap of 75mm and fixed with 40mm x 3.35mm Aluminium alloy nails. Smooth or annular ring shank as fixing specification or clipped where necessary.

Double Roman Tile

Technical Data		Tiles required along eaves	
Compliance	Manufactured in accordance with the requirements of BS EN 490 "Concrete Roof Tiles and Fittings-Product Specifications" and BS EN 491 "Concrete Roof Tiles and Fittings-Test Methods"	Lin Metres	No. of Tiles
Manufacture	Produced by high pressure extrusion and compaction	0.29	1
Fire	Non-combustible when tested to BS476: Part 3:1975 (spread of flame and fire penetration). SAA Classification	0.59	2
Guarantee	Tiles are guaranteed for a period of 60 years from the date of supply (subject to the normal terms of guarantee)	0.89	3
Maximum Pitch	60° (Subject to fixing specification)	1.19	4
Minimum Pitch	22.5° (75mm Headlap) Smooth finish 30° (75mm Headlap) Granular finish	1.49	5
Headlap (minimum)	75mm	1.78	6
Gauge (maximum)	343mm	2.08	7
Covering Width	298mm	2.38	8
Covering Capacity (net)	75mm Headlap - 9.8 Tiles/m ² 100mm Headlap - 10.6 Tiles/m ²	2.68	9
Weight of Tiling	75mm Headlap - 47kg/m ² (approx) 100mm Headlap - 51kg/m ² (approx)	2.98	10
Weight per 1000 Tiles	4.8 tonnes (approx)	3.27	11
Batten Size - minimum (for rafters not exceeding 600mm c/c nailed to BS5534)	50x25mm	3.57	12
Battens required	75mm Headlap - 2.9m per m ² 100mm Headlap - 3.1m per m ²	3.87	13
Ridge	Universal Angle Ridge or Multi Ridge 110° capped Angle Ridge 90° Angle Ridge, Feature Ridge Tiles or Finials Dry Ridge System (ventilated or unventilated) Security Ridge Gas Vent Ridge Terminal Soil/Vent Pipe Ridge Terminal	4.17	14
Eave	Standard Tile	4.47	15
Verge	Standard Tile with 150mm wide fibre reinforced cement strip to provide 38-50mm overhang or Russell Interlocking Cloak Verge Units Russell Interlocking Dry Verge Units	4.76	16
Hips	Third round	5.06	17
Valleys	Open Metal Valley or GRP Valley Trough	5.36	18
Abutments	Cover flashing with lead soaker or cover flashing with secret gutter (severe exposed conditions)	5.66	19
Nails for Tiles	40mm x 3.35mm Aluminium Alloy Nail Smooth or annular ring shank dependant upon fixing specification	5.96	20
		6.25	21
		6.55	22
		6.85	23
		7.15	24
		7.45	25
		7.74	26
		8.04	27
		8.34	28
		8.64	29
		8.94	30
		9.23	31
		9.53	32
		9.83	33
		10.13	34
		10.43	35
		10.72	36
		11.02	37
		11.32	38
		11.62	39
		11.92	40
		12.21	41
		12.51	42
		12.81	43
		13.11	44
		13.41	45
		13.70	46
		14.00	47
		14.30	48
		14.60	49
		14.90	50
		15.19	51
		15.49	52
		15.79	53
		16.09	54
		16.39	55
		16.68	56
		16.98	57
		17.28	58
		17.58	59
		17.88	60
		18.17	61
		18.47	62
		18.77	63
		19.07	64
		19.37	65
		19.66	66
		19.96	67
		20.26	68
		20.56	69
		20.86	70
		21.15	71
		21.45	72
		21.75	73
		22.05	74
		22.35	75

Technical Data

Rafter courses: 75mm Headlap

Lin Metres	No. of Tiles
2.28	7
2.36	7
2.43	8
2.51	8
2.59	8
2.66	8
2.74	8
2.81	9
2.89	9
2.97	9
3.04	9
3.12	10
3.20	10
3.22	10
3.35	10
3.42	10
3.50	11
3.58	11
3.65	11
3.73	11
3.81	12
3.88	12
3.96	12
4.03	12
4.11	12
4.19	13
4.26	13
4.34	13
4.42	13
4.49	14
4.57	14
4.64	14
4.72	14
4.80	14
4.87	15
4.95	15
5.02	15
5.10	15
5.18	16
5.25	16
5.33	16
5.41	16
5.48	16
5.56	17
5.63	17
5.71	17
5.79	17
5.86	18
5.94	18
6.02	18
6.09	18
6.17	18
6.24	19
6.32	19
6.40	19
6.47	19
6.55	20
6.62	20
6.70	20
6.78	20
6.85	20
6.93	21
7.01	21
7.08	21
7.16	21
7.23	22
7.31	22
7.39	22
7.46	22
7.54	22
7.62	23

Rafter courses: 100mm Headlap

Lin Metres	No. of Tiles
2.28	8
2.36	8
2.43	8
2.51	8
2.59	9
2.66	9
2.74	9
2.81	9
2.89	10
2.97	10
3.04	10
3.12	10
3.20	11
3.22	11
3.35	11
3.42	11
3.50	12
3.58	12
3.65	12
3.73	12
3.81	12
3.88	13
3.96	13
4.03	13
4.11	13
4.19	14
4.26	14
4.34	14
4.42	14
4.49	15
4.57	15
4.64	15
4.72	15
4.80	16
4.87	16
4.95	16
5.02	16
5.10	17
5.18	17
5.25	17
5.33	17
5.41	18
5.48	18
5.56	18
5.63	18
5.71	18
5.79	19
5.86	19
5.94	19
6.02	19
6.09	20
6.17	20
6.24	20
6.32	20
6.40	21
6.47	21
6.55	21
6.62	21
6.70	22
6.78	22
6.85	22
6.93	22
7.01	23
7.08	23
7.16	23
7.23	23
7.31	23
7.39	24
7.46	24
7.54	24
7.62	24

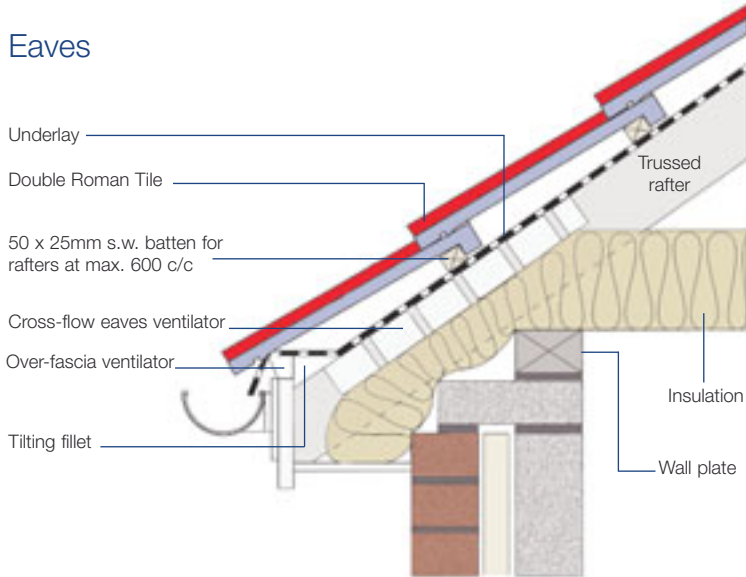
Recommended Specifications

Underlay	<ul style="list-style-type: none"> Roofing underlay to BS.5534 to be laid over rafters or rigid sarking, lapped horizontally and vertically to manufacturers recommendation and to be carried well into the gutters and secured with clout nails Water traps behind fascia should be avoided by provision of a proprietary underlay support or continuous tilting fillet
Battens	<ul style="list-style-type: none"> Approved quality softwood tiling battens to be laid maximum gauge 318mm secured to rafters with galvanised wire nails To be at least 1.2m in length and fixed at each rafter with minimum one nail To be butt jointed over rafters No more than one batten in four to be jointed over each rafter All ends must be sawn
Eaves	<ul style="list-style-type: none"> Standard tiles to be laid along eaves course Ensure fascia board height or tilting fillet is correct so the eaves course is in the same plane as main roof and discharges into centre of gutter (approx. 38-50mm) All tiles to be mechanically fixed
Abutments	<ul style="list-style-type: none"> Where tiling meets a top abutment tiles should be: <ol style="list-style-type: none"> Laid as close to the wall as possible Fixed with Russell Abutment Vent System and code 4 lead flashing in accordance with L.S.A. guidelines
Valleys	<ul style="list-style-type: none"> To be formed with a lead lining or GRP trough fully supported by valley boards Adjacent tiling to be cut neatly with bedded onto undercloak leaving a clear channel of not less than 150mm in accordance with L.S.A. guidelines
Mortar	<ul style="list-style-type: none"> Where used it should consist of 3 parts sharp sand to 1 part Portland cement or any mix that meets BS.5534 (clause 4.15)
Hips	<ul style="list-style-type: none"> To be covered with Russell Third Round Hip Tiles Edge bed onto tiles with solid bedding at butt joints Galvanised hip iron to be fitted at foot of each hip as support
Verges	<ul style="list-style-type: none"> To be formed with full tiles, bedded onto 150mm wide fibre reinforced strips allowing overhang of approx 38-50mm over brickwork gable/argeboard To be formed with Russell Interlocking Dry Verge units, fitted in accordance with instructions To be formed with standard or half tiles in conjunction with Russell Cloak Verge Units max. overhang not to exceed 50mm without use of soffit strap
Ridge	<ul style="list-style-type: none"> To be covered with Russell Universal Angle Ridge Tiles Edge bedded onto the tiles with solid bedding at butt joints. 75mm min. cover over tops course. Provision should be made for mechanical fixing of two security ridge tiles, at each gable, party wall or abutment. Dry Ridge - Russell Ventilated and Unventilated fitted in accordance with instructions. The Russell Dry Ventilated Ridge System provides the free area equivalent of a continuous 5mm gap to meet the requirements of the Building Regulations and BS 5250

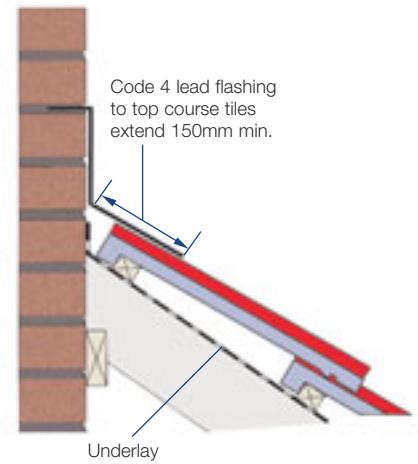
Fixing Note: We recommend that our customers complete a fixing specification form for the roof. The Russell service is free of charge and provides specification that complies with BS.5534. It ensures that all topographical features are accounted for and removes the potential for roof failure. For information go to: www.cemex.co.uk and click on Russell Please see additional literature for corresponding handfittings and DryFix

Typical Details

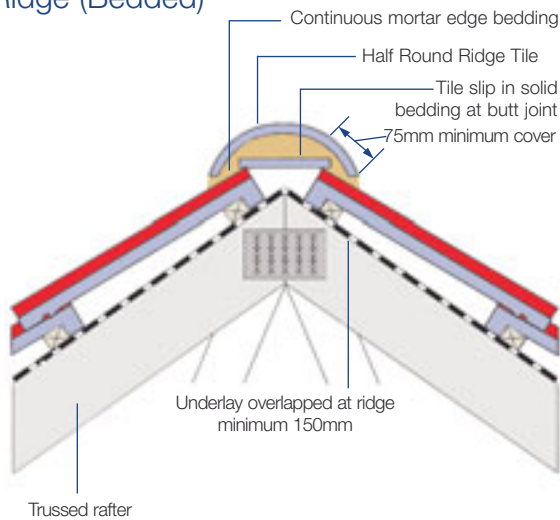
Eaves



Top edge abutment

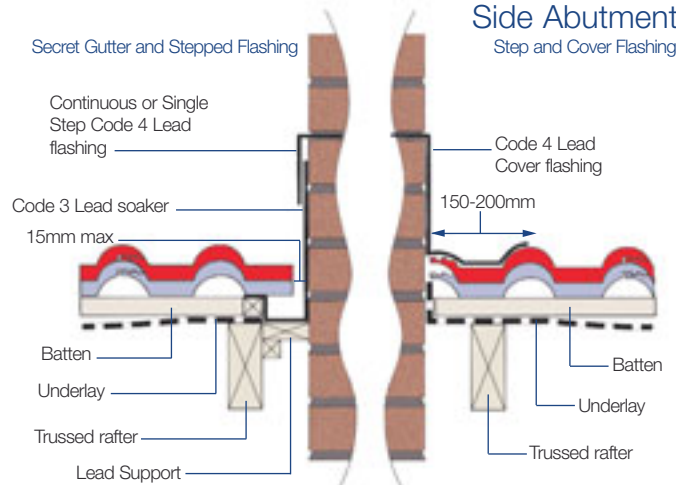


Ridge (Bedded)

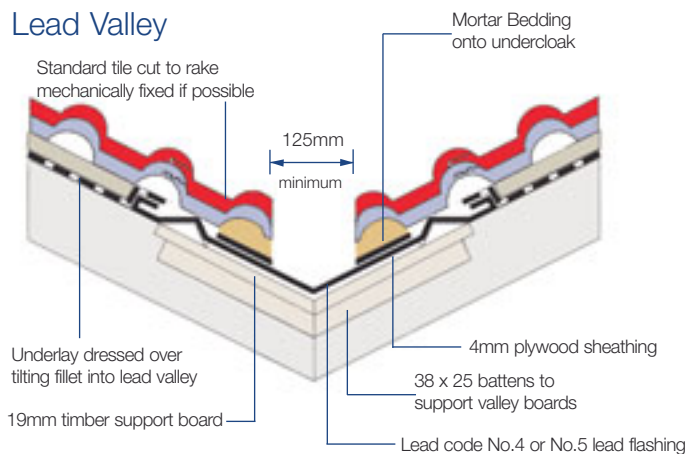


Side Abutment

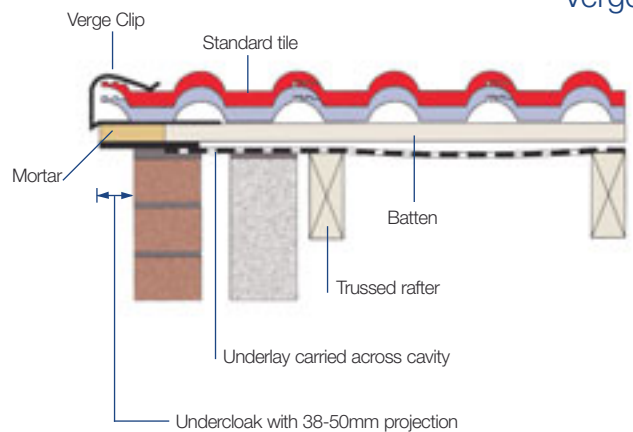
Step and Cover Flashing



Lead Valley



Verge



CEMEX Roof Tiles

Nicolson Way, Wellington Road, Burton-on-Trent, Staffordshire, DE14 2AW
Tel: 01283 517070 Fax: 01283 516290