
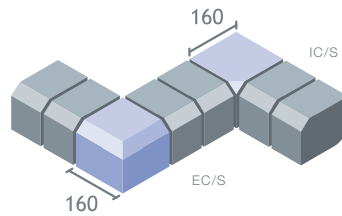


Small Kerb-Sett and Accessories

System S – Splayed Small Kerb & Accessories




Small Kerb in Low Splay position (System S)

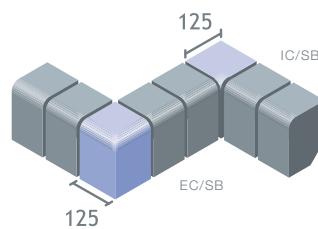


Low Splay Crossover block/ Small Kerb Right Angles

System SB – Bullnose Small Kerb & Accessories




Small Kerb in Bullnose position (System SB)

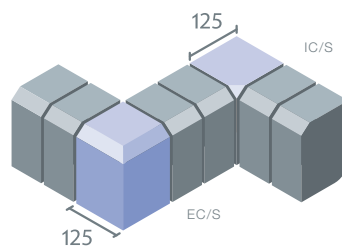


Small Kerb Bullnose Right Angles

Small Kerb Unit



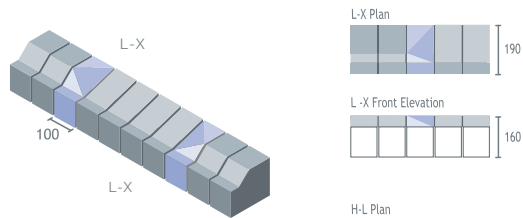
Small Kerb in High Splay position



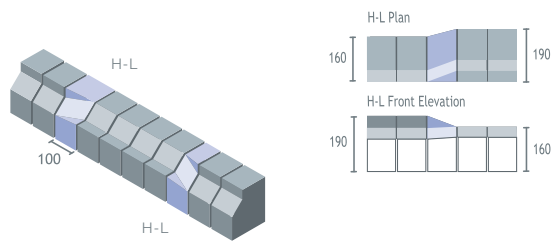
High Splay Crossover block/ Small Kerb Right Angles

Transition Units

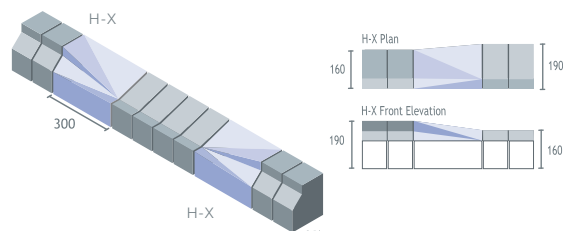
Transition Units between systems L,H,S and X.
All Kerb-Sett transition units are supplied in handed pairs or sets of 4 as shown.



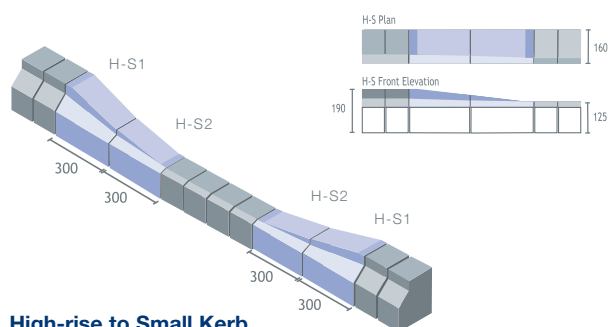
Low-rise to Crossover (System L to System X)



High-rise to Low-rise (System H to System L)



High-rise to Crossover (System H to System X)




**High-rise to Small Kerb
Low Splay position for
crossing points (System H to System S)**

Transition Units to Standard B.S Kerbs. All Kerb-Sett transition units are supplied in handed pairs or sets of 4 as shown.



High-rise (System H) to HB2 half-batter with level water mark



High-rise (System H) to HB2 half-batter with level kerb-top



Low-rise (System L) to HB2 half-batter with level water mark



High-rise (System H) to BN bullnosed kerb with level water mark



Low-rise (System L) to BN bullnosed kerb with level water mark